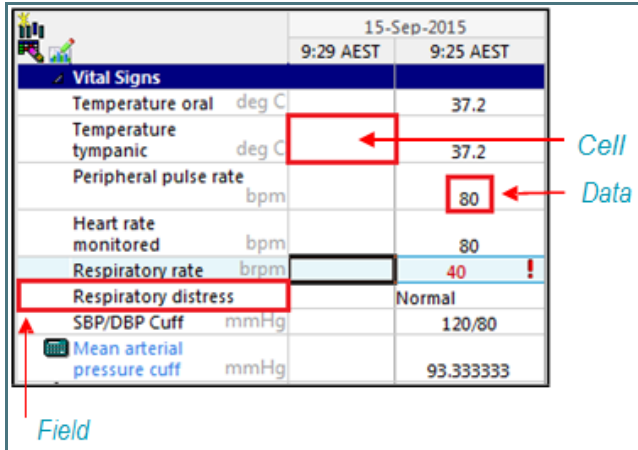


## iView – Modifying and Uncharting Data

Once signed and finalised, data entered into a cell in *Interactive View (iView)* on the Patient medical Record can be modified if it was entered incorrectly. Alternatively, unchart the data from the cell if it was entered In Error.



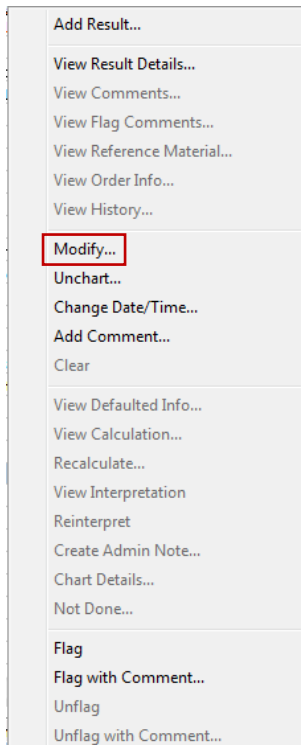
		15-Sep-2015	
		9:29 AEST	9:25 AEST
<b>Vital Signs</b>			
Temperature oral	deg C		37.2
Temperature tympanic	deg C		37.2
Peripheral pulse rate	bpm		80
Heart rate monitored	bpm		80
Respiratory rate	brpm		40 !
Respiratory distress			Normal
SBP/DBP Cuff	mmHg		120/80
Mean arterial pressure cuff	mmHg		93.333333

### Modifying Data

If data has been entered incorrectly into a cell it can be modified.


To modify data:

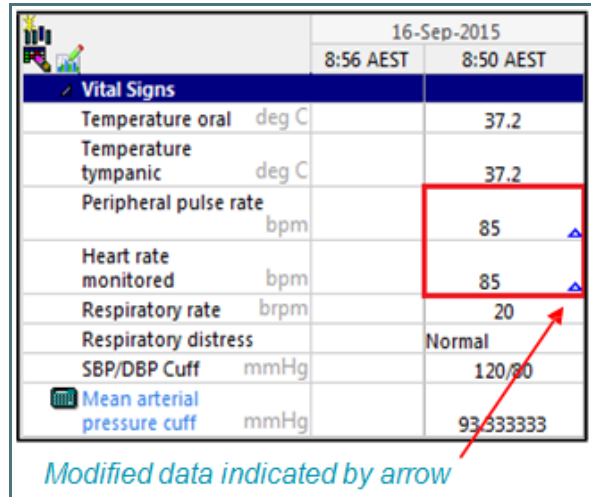
1. Right click on the cell with the data that requires changing and select *Modify*.



- Add Result...
- View Result Details...
- View Comments...
- View Flag Comments...
- View Reference Material...
- View Order Info...
- View History...
- Modify...**
- Unchart...
- Change Date/Time...
- Add Comment...
- Clear
- View Defaulted Info...
- View Calculation...
- Recalculate...
- View Interpretation
- Reinterpret
- Create Admin Note...
- Chart Details...
- Not Done...
- Flag
- Flag with Comment...
- Unflag
- Unflag with Comment...

2. Enter your new data.
3. Click *Sign*  to finalise.

A blue triangle  will appear in that cell to indicate the data has been modified.

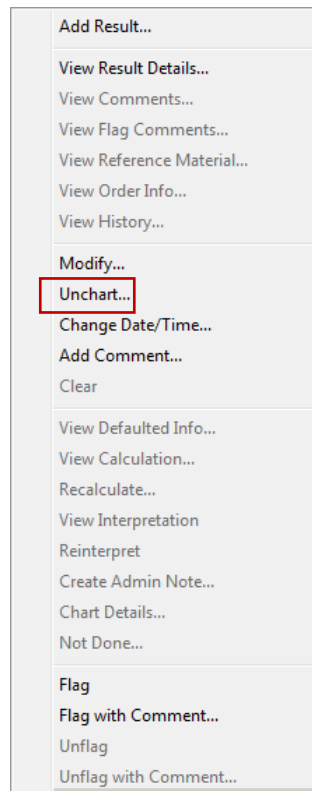


		16-Sep-2015	
		8:56 AEST	8:50 AEST
<b>Vital Signs</b>			
Temperature oral	deg C		37.2
Temperature tympanic	deg C		37.2
Peripheral pulse rate	bpm		85
Heart rate monitored	bpm		85
Respiratory rate	brpm		20
Respiratory distress			Normal
SBP/DBP Cuff	mmHg		120/80
Mean arterial pressure cuff	mmHg		93.333333

### Uncharting Data

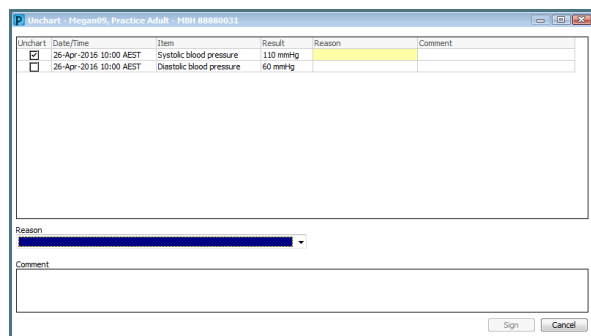
*Uncharting* allows you to remove data from a cell that was entered in error and is not relevant to that cell field.

1. Right click on the cell with the data you want to remove and select *Unchart*.



- Add Result...
- View Result Details...
- View Comments...
- View Flag Comments...
- View Reference Material...
- View Order Info...
- View History...
- Modify...
- Unchart...**
- Change Date/Time...
- Add Comment...
- Clear
- View Defaulted Info...
- View Calculation...
- Recalculate...
- View Interpretation
- Reinterpret
- Create Admin Note...
- Chart Details...
- Not Done...
- Flag
- Flag with Comment...
- Unflag
- Unflag with Comment...

The *Unchart* window will open.




Unchart	Date/Time	Item	Result	Reason	Comment
<input checked="" type="checkbox"/>	26-Apr-2016 10:00 AEST	Systolic blood pressure	110 mmHg		
<input type="checkbox"/>	26-Apr-2016 10:00 AEST	Diastolic blood pressure	60 mmHg		

2. Click in the *Reason* field.


3. Select a reason from the list.
  4. Add a comment in the *Comment* field if required.
  5. Click *Sign*  to finalise and unchart the data.
- The cell will now display *In Error* to indicate data has been removed from that cell.

		16-Sep-2015	
		9:19 AEST	8:50 AEST
<b>Vital Signs</b>			
Temperature oral	deg C		37.2
Temperature tympanic	deg C		In Error
Peripheral pulse rate	bpm		85
Heart rate monitored	bpm		85
Respiratory rate	brpm		20
Respiratory distress			Normal
SBP/DBP Cuff	mmHg		120/80
Mean arterial pressure cuff	mmHg		93.333333

*Uncharted data now displayed as In Error*

A black arrow  in the top right corner of the uncharted cell indicates a comment was added.

1. Right click on the arrow and select *View comments* to view it.



**Modified Data:** To view the previously entered data, right click and select *View Result Details*.

**Uncharted Data:** To view the previously entered data before it was uncharted, right click and select *View Result Details*.