

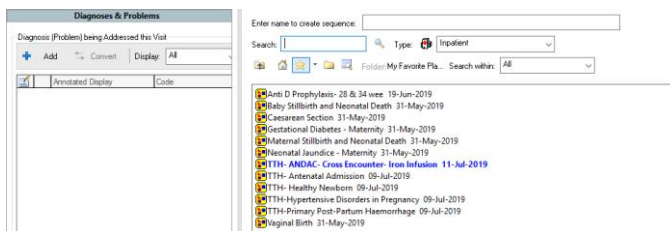


# Maternity – Iron Infusion- Order, Plan and Initiate (Carboxymaltose)

## Cross encounter PowerPlan

### Medical Officer Ordering Iron Infusion

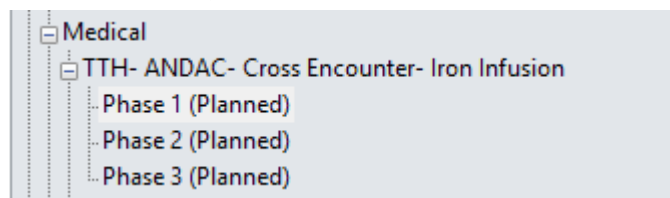
1. Decision made for Iron Infusion
2. In PowerChart, MO to click on Orders and + Add
3. Click on favourites (yellow star)
4. Search in my favourite plans folder for the TTH-ANDAC- Cross Encounter-Intravenous Powerplan



5. Click Done
6. Medical officer to check correct Ferric Carboxymaltose dose for both phases
7. Click on Plan for Later (do not click on Initiate Now unless patient is receiving during current encounter)



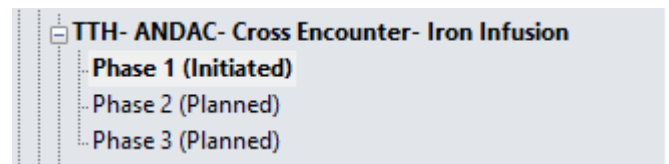
8. Sign and refresh
9. Phase changes to planned



10. Medical officer to document in Obstetric Action Plan that they have planned the TTH-ANDAC- Cross Encounter Iron Infusion Powerplan.

### Administering Iron Infusion-Midwife Workflow

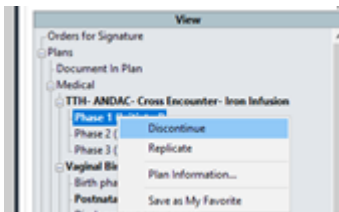
1. Midwife: Logon to PowerChart, click on orders and find planned TT-ANDAC-Cross Encounter- Iron Infusion Powerplan.
2. Click on the relevant phase and review care orders
3. Click on **Initiate Now**
4. Click on **Orders for Signature** and then **Sign**
5. Enter Password
6. Refresh screen, the appropriate phase will now show as initiated



7. Go to the MAR and refresh screen, order will now be available for administration

Time View	Medications	15-Jul-2019 13:45 AEST
Scheduled	ferric carboxymaltose	
Unscheduled	1,000 mg, Injection, IV, ONCE only, NOW, start: 15/07/19 13:43:00 AEST, stop: 15/07/19 13:43:00 AEST, infuse over 15 minute(s), Dilute in Sodium Chloride 0.9% Sodium, 250mls, Indication: Iron deficiency anaemia	
PRN	ferric carboxymaltose	

8. Once the iron infusion is completed, click on orders
9. Right click on the appropriate phase and select discontinue



10. Select Ok
11. Click on Orders for Signature
12. Click Sign and enter Password
13. Refresh

14. Complete the same process if additional iron infusion is required