



# Doctor Results Endorsement

*Have You  
Endorsed Your  
Patient Results  
Today?*



## Endorsing Results



**\*\*NOTE\*\*** Results endorsement is a term that refers to the process of results acknowledgement. Endorsing results signifies that you have reviewed the result and have taken appropriate clinical action.

There are three (3) main methods of results endorsement

1. Doctor Message Centre
2. Patient Chart Results Flowsheet
3. Patient Chart Endorse Results Toolbar Icon

*“Once results have been endorsed using any of the above methods, the endorsement notification will be removed from ALL three (3) locations”*



**\*\*IMPORTANT\*\*** All results, numerical or reports (e.g. Urine M/C/S), must be endorsed. There are a number of ways to endorse, and it is the responsibility of the ordering clinician to ensure all results are endorsed. It is expected that results will be endorsed and reviewed prior to the end of your clinical shift.

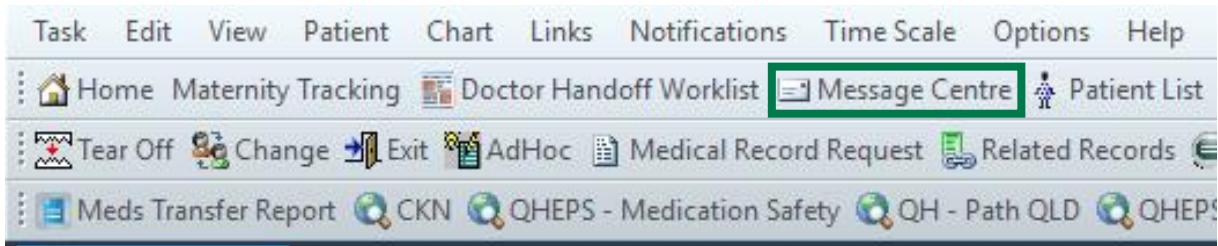
## Result Endorsing – Doctor Message Centre

**Message Centre** functions like an email inbox and enables users to electronically **review, co-sign, sign**, and **forward clinical information** within **PowerChart**. This can include functions such as endorsing **pathology, imaging reports, signing phone/verbal orders** and additionally any other **unsigned documentation**.

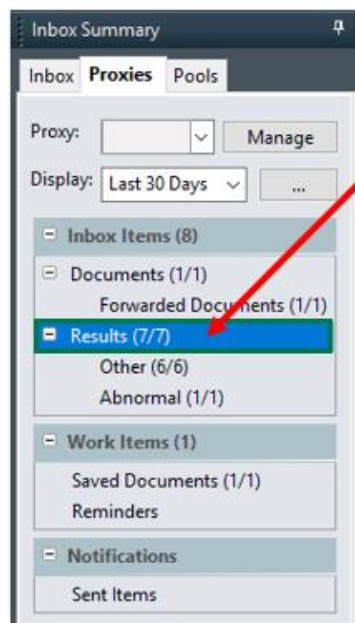
*“Please follow these steps to navigate to your message centre, identify and review your patient results requiring endorsement”*

1. Navigate to your **Message Centre** from the top toolbar within **ieMR**

# Doctor Results Endorsement



2. Select **Results** from the **Inbox** tab in **Message Centre / Message Pool**



3. **Double click** on the **result** to be endorsed from the list

Results X

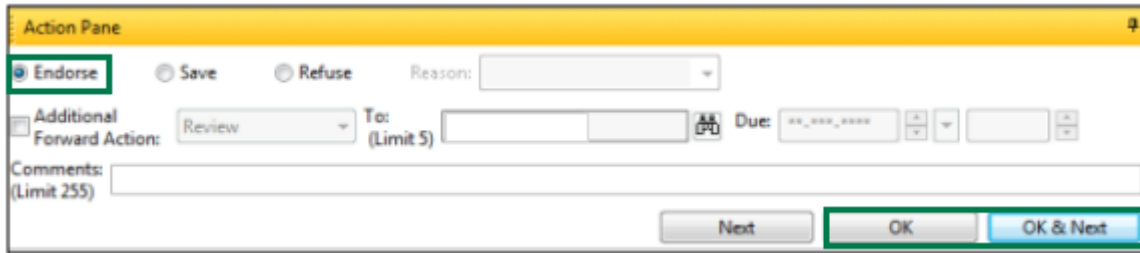
Communicate Open Message Journal Forward Only Select Patient Select All Result

Abnormal	Status	Create Date	Subject	Encounter Type
→	Pending	11-Nov-2020 ...	Broad-range 16S rRNA Gene Analysis	Results Only
	Pending	11-Nov-2020 ...	Mycobacteriology (AFB) Report	Results Only
	Pending	11-Nov-2020 ...	Tissue Culture (M/C/S)	Results Only
	Pending	30-Oct-2020 0...	Group and Hold Report	Inpatient
Critical: 0 Hig...	Pending	30-Oct-2020 0...		Inpatient
	Pending	01-Nov-2020 ...	Urine Culture (M/C/S)	Results Only
	Pending	21-Oct-2020 1...	Urine Culture (M/C/S)	Results Only

4. Review the **result**

5. Scroll down to the **Action Pane** (Use the scroll bar if required)

# Doctor Results Endorsement



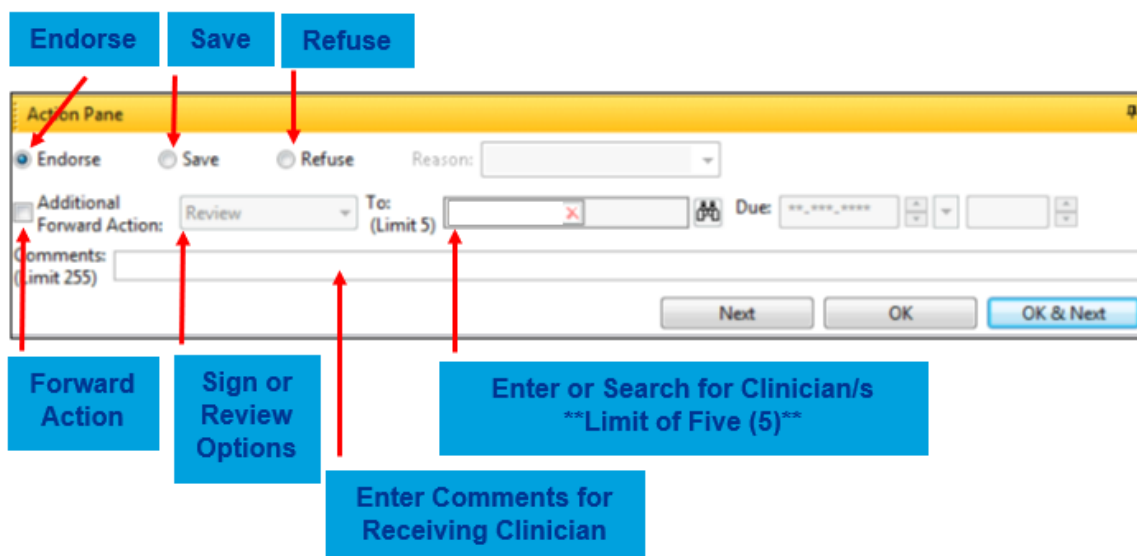
- Note that the **Endorse** option is already selected
- Selecting the **OK** or **OK & Next** button will apply your electronic signature to the result



**\*\*NOTE\*\*** If a result requires endorsing or reviewing by another clinician, you can forward as required.

## Forward and/or Refuse Results

- Navigate to the Action Pane** (Use the scroll bar if required)
- You can now choose whether to **Endorse, save and/or Forward** these results (**if not previously endorsed**) or **Forward Only** if the results have been sent to you in error
- Choose either **Endorse, Save, Refuse** or **Forward** from the Additional Forward Action dropdown

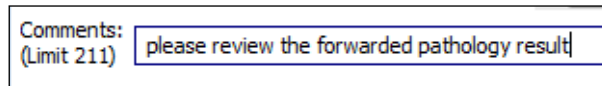


# Doctor Results Endorsement

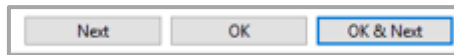
1. Enter the name of the **Clinician/s** to receive the forwarded result (**can be up to five**) in the **To:** field



2. Enter a **Comment** for the receiving Clinician ...



3. Click **OK** or **OK & Next** to forward chosen result

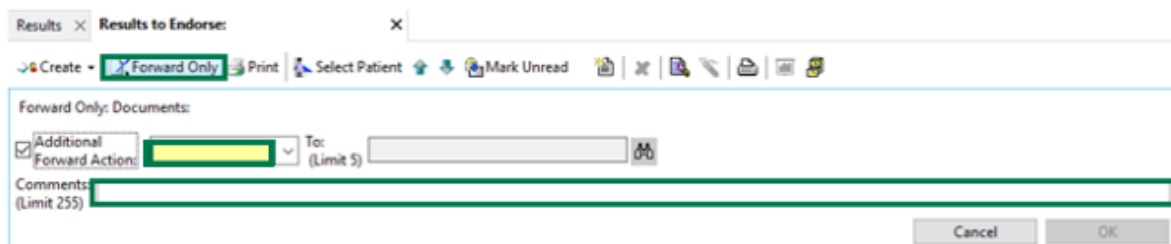


OR

4. To **Forward Only**: Click the **Forward Only** button (*located in the top section of the result window*)



5. The **Forward Only: Results** window will open
6. Enter the name of the **Clinician/s** to receive the forwarded result (**can be up to five**) in the **To:** field
7. Enter a **Comment** for the receiving Clinician ...



8. Click **OK** to forward the **chosen result**



**\*\*IMPORTANT\*\*** There are benefits and limitations of each of the methods of **results endorsement**, therefore, in order to gain a more complete clinical picture of your patient's current condition, it is recommended that at some point you view the patient's chart (Results flowsheet) during the result endorsement process.