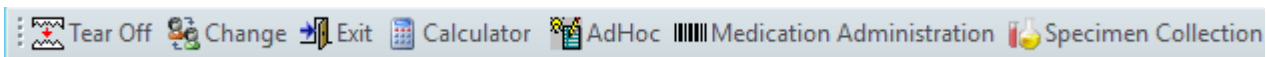


Documenting the Smoking Clinical Cessation Pathway

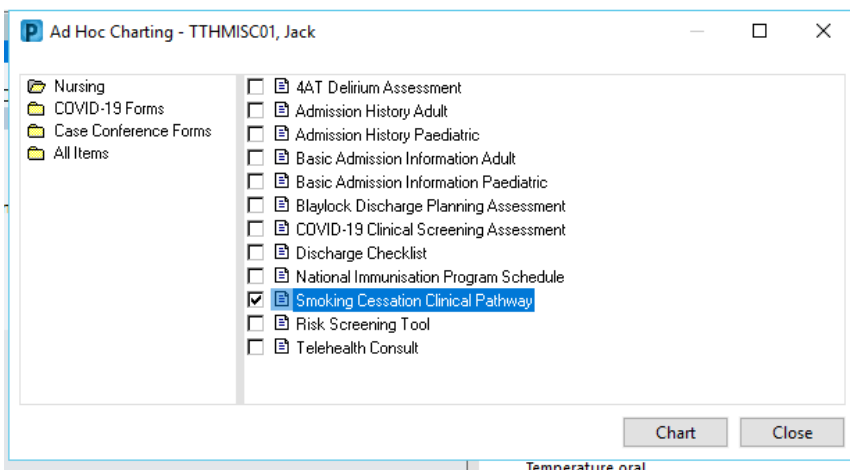
The Smoking Cessation Pathway is an evidence-based decision support tool for screening smoking behaviour of all patients on admission, and to assist patients to quit smoking.

Documenting Smoking Cessation Form in Ad Hoc Forms

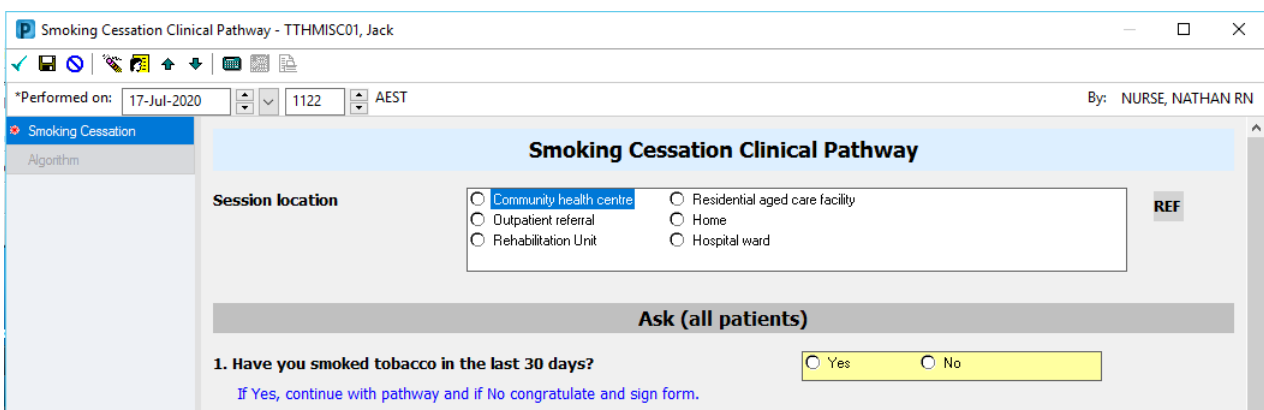
1. *Open* patient chart
2. Click on *AdHoc* button on toolbar.



3. The *Nursing* folder default opens. Tick box to select *Smoking Cessation Clinical Pathway* form and then click *Chart*.



4. *Smoking Cessation PowerForm* opens




Documenting the Smoking Clinical Cessation Pathway

5. *Document* as required. Please note that the form contains conditional logic and will highlight mandatory fields in yellow based on whether the patient is identified as a smoker in Question 1.
6. *Mandatory fields* are as follows:
 - Q1 Have you smoked tobacco in the last 30 days?
 - *If you answer No*, there are no additional mandatory fields and the form can be *Signed* to complete
 - Q1 Have you smoked tobacco in the last 30 days?
 - *If you answer Yes*, then the following 3 questions become mandatory and are the minimum to be answered before *Signing* the form
 - Q4 Is the patient nicotine dependent?
 - Q8 Patient acceptance/decline of Nicotine Replacement Therapy
 - Q11 Patient consent to referral to support service?



All mandatory fields of the *Smoking Cessation* form must be completed for reporting / funding purposes. It is not sufficient to only complete the *Substance Use* assessment in Interactive View.

7. Once you have completed the document use the green tick at the top-left of the form to *Sign* your documentation.

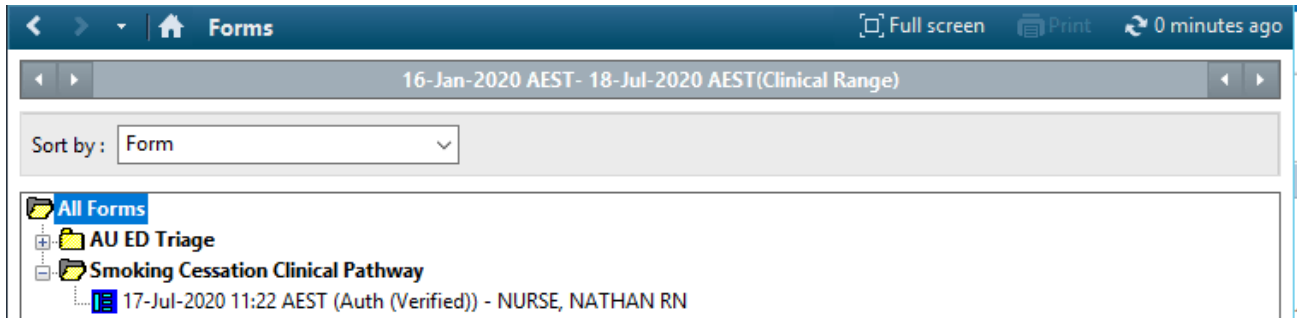


8. Completed *PowerForms* can be found on the *Forms* page and as a *Textual Rendition* on the various documentation pages (*Clinical Notes View*, *ContinuousDoc* and *Documentation*)



Documenting the Smoking Clinical Cessation Pathway

Forms page



Textual Rendition on documentation pages

